

RESEARCH ARTICLE

Open Access

New thermodynamic data for CoTiO_3 , NiTiO_3 and CoCO_3 based on low-temperature calorimetric measurements

Stephan Klemme^{1*}, Wilfried Hermes², Mathias Eul², Clazina H Wijbrans¹, Arno Rohrbach¹ and Rainer Pöttgen²

Abstract

The low-temperature heat capacities of nickel titanate (NiTiO_3), cobalt titanate (CoTiO_3), and cobalt carbonate (CoCO_3) were measured between 2 and 300 K, and thermochemical functions were derived from the results. Our new data show previously unknown low-temperature lambda-shaped heat capacity anomalies peaking at 37 K for CoTiO_3 and 26 K for NiTiO_3 . From our data we calculate standard molar entropies (298.15 K) for NiTiO_3 of $90.9 \pm 0.7 \text{ J mol}^{-1} \text{ K}^{-1}$ and for CoTiO_3 of $94.4 \pm 0.8 \text{ J mol}^{-1} \text{ K}^{-1}$. For CoCO_3 , we find only a small broad heat capacity anomaly, peaking at about 31 K. From our data, we suggest a new standard entropy (298.15 K) for CoCO_3 of $88.9 \pm 0.7 \text{ J mol}^{-1} \text{ K}^{-1}$.

Background

Nickel titanate (NiTiO_3) and cobalt titanate (CoTiO_3) belong to an important group of ilmenite-type transition metal bearing phases with a number of interesting magnetic and electric properties [1-5]. They are also important for technical applications due to their catalytic properties [6-8]. CoCO_3 is a phase with interesting magnetic properties, which has not been studied in detail [9-12]. Structures, phase relations and physical properties of these phases are well documented [5,9,13-21], there is, however, a lack of low-temperature calorimetric data and associated third-law entropies. Other transition metal bearing oxide phases have recently been shown to exhibit large, hitherto unknown low-temperature heat capacity anomalies [22-31] and the aim of this paper is to investigate low-temperature heat capacities for NiTiO_3 , CoTiO_3 , and CoCO_3 . To our knowledge, for NiTiO_3 , CoTiO_3 , there are no reported low-temperature C_p data published in the literature, and the only data for CoCO_3 date back to the 1960s.

Experimental

Samples

Heat capacity measurements were performed on synthetic polycrystalline NiTiO_3 , CoTiO_3 , and CoCO_3 samples. The NiTiO_3 and CoTiO_3 sample used in our study

were synthesized from equimolar mixtures of CoO (Merck, 99.999% purity), NiO (Merck, 99.999% purity) and TiO_2 (Merck, 99.99% purity). The TiO_2 powder was previously fired at 1,000°C for 12 h to release any absorbed water or hydroxide. The oxides were mixed under acetone in an agate mortar and pestle for 15 min and subsequently pressed into several high density pellets of 3 mm diameter. CoCO_3 was purchased from Alfa Aesar (99.5% purity, metals based). X-ray diffraction indicated CoCO_3 only, with cell parameters of $a = 4.662 \pm 0.002$ and $c = 14.955 \pm 0.005 \text{ \AA}$. The NiTiO_3 and CoTiO_3 pellets were placed in a vertical drop furnace in a small, hand-crafted basket made of platinum wire, were fired in air at 1,150°C for 24 h, then slowly cooled to 1,000°C for 24 h, and further cooled to 900°C and held for another 24 h. The samples were then rapidly drop-quenched in distilled water and dried at 110°C for 1 h. X-ray diffraction indicated CoTiO_3 and NiTiO_3 only, no impurities or other unreacted oxides were detected. Our synthetic CoTiO_3 had cell parameters of $a = 5.029 \pm 0.004$ and $c = 13.79 \pm 0.02 \text{ \AA}$ and the NiTiO_3 sample had cell parameters of $a = 5.061 \pm 0.006$ and $c = 13.91 \pm 0.08 \text{ \AA}$ which compares well with previous results [1].

Low-temperature calorimetry

The heat capacities were measured with a commercially available low temperature Quantum Design Physical Properties Measurement System (PPMS) at the University of Münster. The heat capacities were

* Correspondence: Stephan.klemme@uni-muenster.de

¹Institut für Mineralogie, Westfälische-Wilhelms-Universität Münster, Corrensstr. 24, 48149 Münster, Germany

Full list of author information is available at the end of the article



measured using the heat pulse method, measuring the response of the calorimeter to a heat pulse, which is evaluated as a function of time [32]. The accuracy of the method has been tested by several groups [33,34] who found that the PPMS is capable of reproducing heat capacities of reference materials to better than 1% at $T > 100$ K and around 3-5% at $T < 100$ K. We have performed further tests using the Münster PPMS, coming to the identical conclusions. Our measurements on synthetic Al_2O_3 (NIST SRM-720, [35]) are depicted in Figure 1. The data show that we reproduce the heat capacity of SRM-720 to better than 1% (with an average of 0.4%) at temperatures higher than 90 K, and around 4% at $T < 90$ K. Overall, the standard

entropy of NIST SRM-720 corundum was reproduced with our calorimeter within 0.8%, a value which is used to estimate the overall uncertainty of our calculated standard entropy values.

For the actual measurements, the sample pellets were fixed onto a pre-calibrated sample holder using Apiezon N-Grease. To compensate for the heat capacity and anomalies caused by the grease [36], addenda measurements were first performed without the sample. These heat capacity values were then subtracted from the sample measurement. Heat capacities were measured from below 5 to 303 K in increments that varied between 0.5 and 20 K at the highest temperatures (Figure 1; Tables 1, 2 and 3).

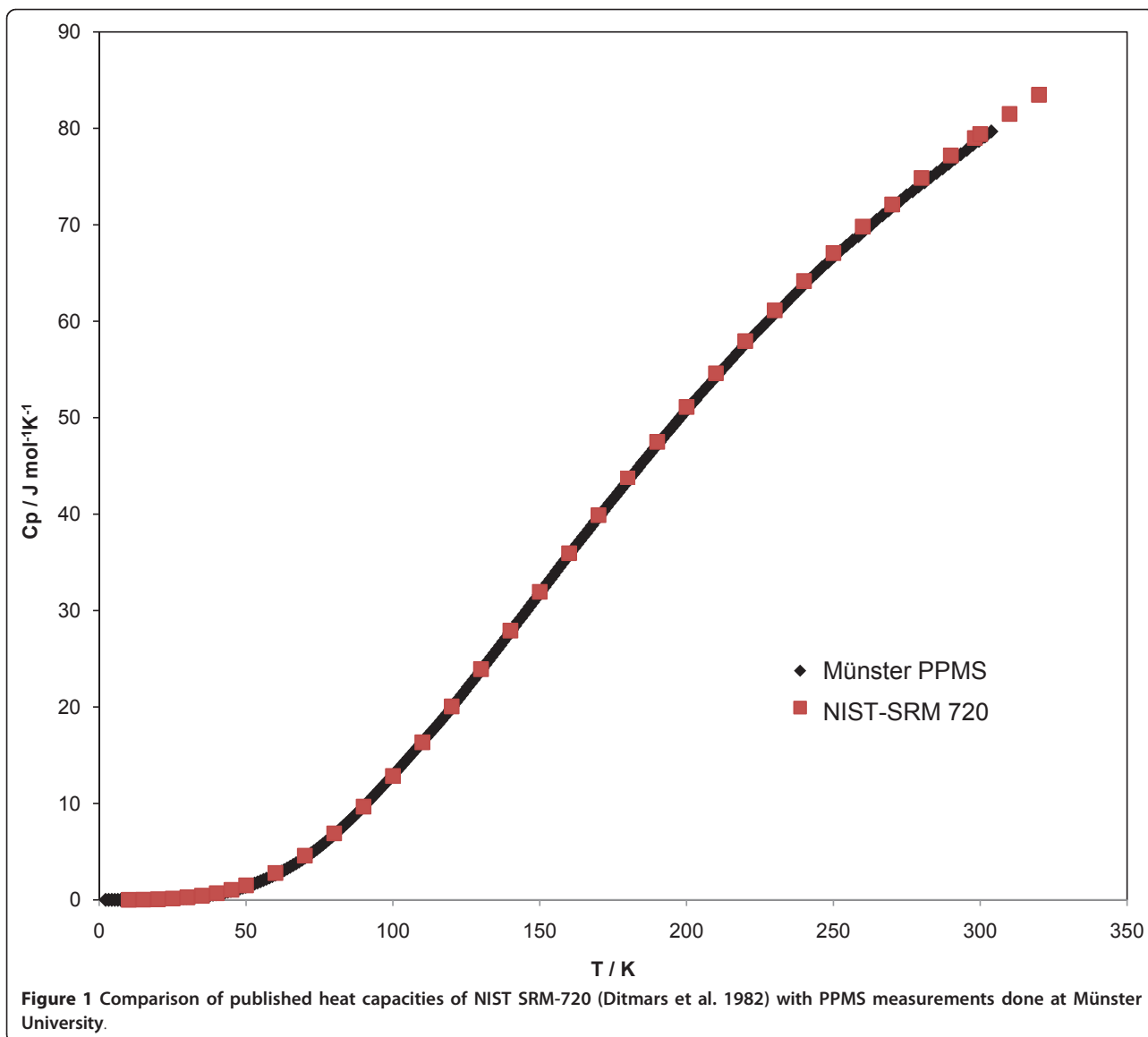


Table 1 Experimental Molar Heat Capacities for NiTiO₃

| \bar{T} K | \bar{C}_p J mol ⁻¹ K ⁻¹ | \bar{T} K | \bar{C}_p J mol ⁻¹ K ⁻¹ | \bar{T} K | \bar{C}_p J mol ⁻¹ K ⁻¹ | \bar{T} K | \bar{C}_p J mol ⁻¹ K ⁻¹ | \bar{T} K | \bar{C}_p J mol ⁻¹ K ⁻¹ |
|----------------|--|----------------|--|----------------|--|----------------|--|----------------|--|
| 2.70 | 0.02 | 51.0 | 7.45 | 163.1 | 59.1 | 274.7 | 88.7 | 21.0 | 15.2 |
| 3.24 | 0.05 | 53.0 | 8.21 | 165.1 | 59.9 | 276.7 | 89.1 | 21.6 | 16.6 |
| 3.78 | 0.09 | 55.0 | 9.01 | 167.2 | 60.6 | 278.7 | 89.4 | 22.1 | 18.6 |
| 4.32 | 0.18 | 57.1 | 9.81 | 169.2 | 61.3 | 280.7 | 89.8 | 22.6 | 13.9 |
| 4.84 | 0.29 | 59.1 | 10.6 | 171.2 | 62.0 | 282.7 | 90.0 | 23.0 | 6.4 |
| 5.37 | 0.45 | 61.2 | 11.5 | 173.3 | 62.8 | 284.8 | 90.3 | 23.6 | 4.8 |
| 5.90 | 0.65 | 63.2 | 12.3 | 175.3 | 63.5 | 286.8 | 90.6 | 24.1 | 4.0 |
| 6.43 | 0.88 | 65.3 | 13.2 | 177.3 | 64.3 | 288.8 | 91.0 | 24.6 | 3.5 |
| 6.95 | 1.15 | 67.3 | 14.2 | 179.3 | 64.9 | 290.9 | 91.3 | 25.2 | 3.2 |
| 7.45 | 1.44 | 69.4 | 15.1 | 181.4 | 65.6 | 292.9 | 91.6 | 25.7 | 3.0 |
| 7.98 | 1.77 | 71.4 | 16.1 | 183.4 | 66.3 | 294.9 | 91.9 | 26.2 | 2.8 |
| 8.20 | 1.91 | 73.4 | 17.1 | 185.4 | 66.9 | 296.9 | 92.1 | 26.7 | 2.7 |
| 9.20 | 2.60 | 75.5 | 18.2 | 187.4 | 67.7 | 299.0 | 92.4 | 27.3 | 2.6 |
| 10.2 | 3.35 | 77.5 | 19.2 | 189.5 | 68.3 | 301.0 | 92.5 | 27.8 | 2.5 |
| 11.2 | 4.14 | 79.6 | 20.3 | 191.5 | 69.0 | 303.1 | 92.7 | 28.3 | 2.5 |
| 12.2 | 4.97 | 81.6 | 21.4 | 193.5 | 69.6 | | | 28.8 | 2.5 |
| 13.2 | 5.84 | 83.6 | 22.5 | 195.6 | 70.3 | Series 2 | | 29.3 | 2.5 |
| 14.2 | 6.72 | 85.7 | 23.6 | 197.6 | 70.9 | \bar{T} K | \bar{C}_p J mol ⁻¹ K ⁻¹ | 29.9 | 2.5 |
| 15.2 | 7.72 | 87.7 | 24.7 | 199.6 | 71.6 | | | 30.4 | 2.5 |
| 16.2 | 8.70 | 89.8 | 25.7 | 201.7 | 72.2 | 2.17 | 0.010 | 30.9 | 2.5 |
| 17.2 | 9.76 | 91.8 | 26.8 | 203.7 | 72.8 | 2.70 | 0.023 | 31.4 | 2.6 |
| 18.2 | 10.91 | 93.8 | 27.9 | 205.7 | 73.3 | 3.24 | 0.048 | 32.0 | 2.6 |
| 19.2 | 12.17 | 95.9 | 29.0 | 207.8 | 73.9 | 3.78 | 0.094 | 32.5 | 2.7 |
| 20.2 | 13.69 | 97.9 | 30.0 | 209.8 | 74.5 | 4.32 | 0.18 | 33.0 | 2.7 |
| 21.2 | 15.61 | 100.0 | 31.0 | 211.8 | 75.1 | 4.84 | 0.29 | 33.5 | 2.8 |
| 22.1 | 19.00 | 102.0 | 32.0 | 213.9 | 75.7 | 5.37 | 0.45 | 34.0 | 2.9 |
| 23.1 | 5.92 | 104.0 | 33.0 | 215.9 | 76.3 | 5.90 | 0.65 | 34.5 | 3.0 |
| 24.1 | 4.04 | 106.1 | 33.9 | 217.9 | 76.8 | 6.43 | 0.88 | 35.1 | 3.0 |
| 25.1 | 3.25 | 108.1 | 34.9 | 219.9 | 77.4 | 7.0 | 1.2 | 35.6 | 3.1 |
| 26.1 | 2.84 | 110.1 | 35.9 | 222.0 | 77.9 | 7.5 | 1.4 | 36.1 | 3.2 |
| 27.1 | 2.62 | 112.2 | 36.8 | 224.0 | 78.4 | 8.0 | 1.8 | 36.6 | 3.3 |
| 28.1 | 2.50 | 114.2 | 37.7 | 226.0 | 78.9 | 8.5 | 2.1 | 37.1 | 3.4 |
| 29.1 | 2.46 | 116.3 | 38.6 | 228.0 | 79.4 | 9.0 | 2.5 | 37.7 | 3.5 |
| 30.1 | 2.48 | 118.3 | 39.5 | 230.1 | 79.9 | 9.5 | 2.9 | 38.2 | 3.7 |
| 31.1 | 2.53 | 120.3 | 40.5 | 232.1 | 80.3 | 10.1 | 3.3 | 38.7 | 3.8 |
| 32.1 | 2.62 | 122.4 | 41.4 | 234.1 | 80.8 | 10.6 | 3.6 | 39.2 | 3.9 |
| 33.1 | 2.74 | 124.4 | 42.4 | 236.2 | 81.3 | 11.1 | 4.1 | 39.7 | 4.0 |
| 34.0 | 2.87 | 126.5 | 43.4 | 238.2 | 81.8 | 11.6 | 4.5 | 40.3 | 4.1 |
| 35.0 | 3.03 | 128.5 | 44.3 | 240.2 | 82.3 | 12.2 | 5.0 | 40.8 | 4.2 |
| 36.0 | 3.21 | 130.5 | 45.3 | 242.3 | 82.8 | 12.7 | 5.4 | | |
| 37.0 | 3.40 | 132.6 | 46.1 | 244.3 | 83.2 | 13.2 | 5.9 | | |
| 38.0 | 3.61 | 134.6 | 47.1 | 246.3 | 83.6 | 13.7 | 6.3 | | |
| 39.0 | 3.83 | 136.6 | 48.0 | 248.4 | 84.0 | 14.3 | 6.8 | | |
| 40.0 | 4.05 | 138.7 | 48.9 | 250.4 | 84.4 | 14.8 | 7.3 | | |
| 41.0 | 4.30 | 140.7 | 49.8 | 252.4 | 84.8 | 15.3 | 7.8 | | |
| 42.0 | 4.56 | 142.7 | 50.7 | 254.4 | 85.2 | 15.8 | 8.3 | | |
| 43.0 | 4.85 | 144.8 | 51.6 | 256.5 | 85.6 | 16.3 | 8.9 | | |
| 44.0 | 5.15 | 146.8 | 52.4 | 258.5 | 85.9 | 16.9 | 9.4 | | |
| 45.0 | 5.46 | 148.8 | 53.3 | 260.5 | 86.3 | 17.4 | 10.0 | | |
| 46.0 | 5.77 | 150.9 | 54.2 | 262.6 | 86.7 | 17.9 | 10.6 | | |

Table 1 Experimental Molar Heat Capacities for NiTiO₃ (Continued)

| | | | | | | | |
|------|------|-------|------|-------|------|------|------|
| 47.0 | 6.09 | 152.9 | 55.0 | 264.6 | 87.0 | 18.4 | 11.2 |
| 48.0 | 6.41 | 155.0 | 55.9 | 266.6 | 87.4 | 18.9 | 11.8 |
| 49.0 | 6.74 | 157.0 | 56.7 | 268.6 | 87.7 | 19.5 | 12.6 |
| 49.9 | 7.08 | 159.0 | 57.5 | 270.6 | 88.0 | 20.0 | 13.3 |
| 50.9 | 7.47 | 161.1 | 58.3 | 272.6 | 88.4 | 20.5 | 14.2 |

Table 2 Experimental Molar Heat Capacities for CoTiO₃

| \bar{T} K | \bar{C}_P J mol ⁻¹ K ⁻¹ | \bar{T} K | \bar{C}_P J mol ⁻¹ K ⁻¹ | \bar{T} K | \bar{C}_P J mol ⁻¹ K ⁻¹ | \bar{T} K | \bar{C}_P J mol ⁻¹ K ⁻¹ | \bar{T} K | \bar{C}_P J mol ⁻¹ K ⁻¹ | \bar{T} K | \bar{C}_P J mol ⁻¹ K ⁻¹ |
|----------------|--|----------------|--|----------------|--|----------------|--|----------------|--|----------------|--|
| 2.17 | 0.002 | 95.0 | 34.89 | 127.2 | 49.74 | 155.3 | 61.01 | 8.15 | 0.093 | 46.7 | 9.6 |
| 3.92 | 0.006 | 96.7 | 35.78 | 127.7 | 49.95 | 155.8 | 61.22 | 9.14 | 0.15 | 47.2 | 9.8 |
| 5.65 | 0.022 | 98.3 | 36.62 | 128.2 | 50.17 | 156.3 | 61.40 | 10.12 | 0.22 | 47.8 | 10.0 |
| 7.34 | 0.065 | 100.0 | 37.42 | 128.7 | 50.37 | 156.8 | 61.56 | 11.1 | 0.31 | 48.3 | 10.1 |
| 9.04 | 0.131 | 101.6 | 38.00 | 129.3 | 50.62 | 157.3 | 61.79 | 12.1 | 0.43 | 48.8 | 10.3 |
| 10.8 | 0.286 | 101.7 | 38.25 | 129.8 | 50.85 | 157.8 | 61.92 | 13.1 | 0.58 | 49.3 | 10.5 |
| 12.4 | 0.491 | 102.2 | 38.49 | 130.3 | 51.07 | 158.3 | 62.13 | 14.1 | 0.75 | 49.8 | 10.7 |
| 14.2 | 0.774 | 102.7 | 38.73 | 130.8 | 51.24 | 158.9 | 62.31 | 15.1 | 0.95 | 50.3 | 10.9 |
| 15.8 | 1.14 | 103.2 | 39.01 | 131.3 | 51.46 | 159.4 | 62.47 | 16.0 | 1.17 | 50.9 | 11.1 |
| 17.5 | 1.59 | 103.7 | 39.22 | 131.8 | 51.70 | 159.9 | 62.67 | 17.0 | 1.42 | 51.4 | 11.4 |
| 19.2 | 2.11 | 104.2 | 39.47 | 132.3 | 51.89 | 160.4 | 62.85 | 18.0 | 1.70 | 51.9 | 11.6 |
| 20.9 | 2.73 | 104.8 | 39.73 | 132.8 | 52.12 | 160.9 | 63.01 | 19.0 | 2.01 | 52.4 | 11.8 |
| 22.6 | 3.44 | 105.3 | 39.95 | 133.3 | 52.35 | 161.4 | 63.20 | 20.0 | 2.35 | 52.9 | 12.0 |
| 24.3 | 4.23 | 105.8 | 40.18 | 133.8 | 52.58 | 161.9 | 63.33 | 20.9 | 2.71 | 53.4 | 12.3 |
| 26.0 | 5.11 | 106.3 | 40.45 | 134.3 | 52.80 | 162.4 | 63.34 | 21.9 | 3.11 | 53.9 | 12.5 |
| 27.7 | 6.11 | 106.8 | 40.69 | 134.9 | 52.96 | 162.4 | 63.46 | 22.9 | 3.55 | 54.5 | 12.7 |
| 29.3 | 7.18 | 107.3 | 40.91 | 135.4 | 53.19 | 167.3 | 65.01 | 23.9 | 4.02 | 55.0 | 13.0 |
| 31.0 | 8.38 | 107.8 | 41.17 | 135.9 | 53.42 | 172.2 | 66.53 | 24.9 | 4.49 | 55.5 | 13.2 |
| 32.7 | 9.77 | 108.3 | 41.38 | 136.4 | 53.61 | 177.0 | 68.01 | 25.8 | 5.00 | 56.0 | 13.5 |
| 34.4 | 11.32 | 108.8 | 41.63 | 136.9 | 53.83 | 181.9 | 69.38 | 26.8 | 5.54 | 56.5 | 13.7 |
| 36.1 | 13.20 | 109.3 | 41.86 | 137.4 | 54.11 | 186.8 | 70.68 | 27.8 | 6.11 | 57.0 | 14.0 |
| 37.6 | 14.08 | 109.9 | 42.07 | 137.9 | 54.30 | 191.6 | 72.00 | 28.8 | 6.77 | 57.6 | 14.2 |
| 39.4 | 10.69 | 110.4 | 42.32 | 138.4 | 54.48 | 196.5 | 73.31 | 29.7 | 7.38 | 58.1 | 14.5 |
| 41.1 | 9.24 | 110.9 | 42.52 | 138.9 | 54.73 | 201.4 | 74.40 | 30.6 | 7.82 | 58.6 | 14.7 |
| 42.8 | 8.97 | 111.4 | 42.75 | 139.5 | 54.88 | 206.2 | 75.52 | 30.7 | 8.12 | 59.1 | 14.9 |
| 44.5 | 9.13 | 111.9 | 42.96 | 140.0 | 55.10 | 211.1 | 76.59 | 31.2 | 8.50 | 59.6 | 15.2 |
| 46.2 | 9.51 | 112.4 | 43.16 | 140.5 | 55.34 | 216.0 | 77.77 | 31.8 | 8.91 | 60.1 | 15.4 |
| 47.9 | 10.02 | 112.9 | 43.41 | 141.0 | 55.54 | 220.8 | 78.73 | 32.3 | 9.33 | 60.6 | 15.7 |
| 49.6 | 10.64 | 113.4 | 43.58 | 141.5 | 55.76 | 225.7 | 79.58 | 32.8 | 9.75 | 61.2 | 15.9 |
| 51.3 | 11.31 | 113.9 | 43.77 | 142.0 | 55.97 | 230.5 | 80.34 | 33.3 | 10.2 | | |
| 52.9 | 12.05 | 114.5 | 43.99 | 142.5 | 56.16 | 235.4 | 81.07 | 33.8 | 10.7 | | |
| 54.6 | 12.84 | 115.0 | 44.20 | 143.0 | 56.35 | 240.3 | 81.96 | 34.3 | 11.2 | | |
| 56.3 | 13.62 | 115.5 | 44.44 | 143.5 | 56.51 | 245.2 | 82.62 | 34.8 | 11.7 | | |
| 58.0 | 14.43 | 116.0 | 44.67 | 144.0 | 56.73 | 250.0 | 83.15 | 35.4 | 12.3 | | |
| 59.7 | 15.21 | 116.5 | 44.89 | 144.6 | 56.95 | 254.9 | 83.70 | 35.9 | 13.0 | | |
| 61.4 | 16.04 | 117.0 | 45.14 | 145.1 | 57.15 | 259.8 | 84.11 | 36.4 | 13.8 | | |
| 63.0 | 16.88 | 117.5 | 45.35 | 145.6 | 57.36 | 264.6 | 84.53 | 36.9 | 14.5 | | |
| 64.7 | 17.75 | 118.0 | 45.59 | 146.1 | 57.55 | 269.4 | 85.05 | 37.4 | 14.6 | | |
| 66.4 | 18.62 | 118.5 | 45.79 | 146.6 | 57.71 | 274.3 | 85.48 | 37.9 | 13.8 | | |
| 68.1 | 19.51 | 119.1 | 46.06 | 147.1 | 57.93 | 279.1 | 85.82 | 38.4 | 12.6 | | |
| 69.8 | 20.41 | 119.6 | 46.26 | 147.6 | 58.11 | 284.0 | 86.18 | 38.9 | 11.5 | | |
| 71.5 | 21.33 | 120.1 | 46.49 | 148.1 | 58.31 | 288.8 | 86.29 | 39.4 | 10.7 | | |

Table 2 Experimental Molar Heat Capacities for CoTiO₃ (Continued)

| | | | | | | | | | |
|------|-------|-------|-------|-------|-------|-----------|-------------------------------------|------|------|
| 73.1 | 22.33 | 120.6 | 46.74 | 148.6 | 58.52 | 293.7 | 86.52 | 40.0 | 10.0 |
| 74.8 | 23.30 | 121.1 | 46.99 | 149.2 | 58.75 | 298.6 | 86.80 | 40.5 | 9.6 |
| 76.5 | 24.26 | 121.6 | 47.21 | 149.7 | 58.92 | 304.3 | 90.15 | 41.0 | 9.3 |
| 78.2 | 25.27 | 122.1 | 47.45 | 150.2 | 59.13 | | | 41.5 | 9.1 |
| 79.9 | 26.29 | 122.6 | 47.70 | 150.7 | 59.31 | Series 2 | | 42.1 | 9.0 |
| 81.5 | 27.25 | 123.1 | 47.93 | 151.2 | 59.51 | \bar{T} | \bar{C}_p | 42.6 | 9.0 |
| 83.2 | 28.24 | 123.6 | 48.14 | 151.7 | 59.69 | K | J mol ⁻¹ K ⁻¹ | 43.1 | 9.0 |
| 84.9 | 29.21 | 124.2 | 48.41 | 152.2 | 59.88 | 2.24 | 0.0018 | 43.6 | 9.0 |
| 86.6 | 30.21 | 124.7 | 48.62 | 152.7 | 60.06 | 3.19 | 0.0034 | 44.1 | 9.1 |
| 88.3 | 31.13 | 125.2 | 48.88 | 153.2 | 60.24 | 4.20 | 0.0085 | 44.7 | 9.2 |
| 89.9 | 32.06 | 125.7 | 49.07 | 153.7 | 60.44 | 5.20 | 0.0164 | 45.2 | 9.3 |
| 91.6 | 33.05 | 126.2 | 49.30 | 154.3 | 60.65 | 6.19 | 0.0285 | 45.7 | 9.4 |
| 93.3 | 33.99 | 126.7 | 49.49 | 154.8 | 60.86 | 7.21 | 0.0572 | 46.2 | 9.5 |

Table 3 Experimental Molar Heat Capacities for CoCO₃

| \bar{T} K | \bar{C}_p J mol ⁻¹ K ⁻¹ | \bar{T} K | \bar{C}_p J mol ⁻¹ K ⁻¹ | \bar{T} K | \bar{C}_p J mol ⁻¹ K ⁻¹ | \bar{T} K | \bar{C}_p J mol ⁻¹ K ⁻¹ |
|----------------|--|----------------|--|----------------|--|----------------|--|
| 2.21 | 0.02 | 24.8 | 3.23 | 47.3 | 10.17 | 282.8 | 82.56 |
| 2.60 | 0.03 | 25.2 | 3.28 | 47.7 | 10.35 | 287.9 | 83.26 |
| 3.01 | 0.04 | 25.6 | 3.34 | 48.1 | 10.54 | 293.0 | 83.84 |
| 3.43 | 0.06 | 26.0 | 3.39 | 48.5 | 10.72 | 298.1 | 84.79 |
| 3.86 | 0.08 | 26.4 | 3.45 | 48.9 | 10.90 | 304.0 | 86.19 |
| 4.27 | 0.11 | 26.8 | 3.52 | 49.3 | 11.08 | | |
| 4.68 | 0.15 | 27.2 | 3.58 | 49.7 | 11.29 | | |
| 5.10 | 0.19 | 27.7 | 3.68 | 50.1 | 11.47 | | |
| 5.51 | 0.24 | 28.1 | 3.77 | 50.5 | 11.66 | | |
| 5.92 | 0.33 | 28.5 | 3.84 | 50.8 | 11.67 | | |
| 6.34 | 0.39 | 28.9 | 3.92 | 51.0 | 11.93 | | |
| 6.75 | 0.45 | 29.3 | 4.00 | 56.1 | 14.51 | | |
| 7.18 | 0.52 | 29.7 | 4.09 | 61.3 | 17.03 | | |
| 7.54 | 0.58 | 30.1 | 4.20 | 66.5 | 19.66 | | |
| 7.95 | 0.73 | 30.5 | 4.31 | 71.7 | 22.30 | | |
| 8.35 | 0.81 | 30.9 | 4.39 | 76.8 | 25.28 | | |
| 8.76 | 0.90 | 31.3 | 4.48 | 82.0 | 28.12 | | |
| 9.17 | 0.99 | 31.8 | 4.57 | 87.2 | 30.85 | | |
| 9.58 | 1.08 | 32.2 | 4.68 | 92.3 | 33.40 | | |
| 9.99 | 1.30 | 32.6 | 4.80 | 97.5 | 35.82 | | |
| 10.4 | 1.41 | 33.0 | 4.92 | 102.7 | 37.95 | | |
| 10.8 | 1.53 | 33.4 | 5.01 | 107.8 | 39.99 | | |
| 11.2 | 1.64 | 33.8 | 5.14 | 113.0 | 41.75 | | |
| 11.6 | 1.90 | 34.2 | 5.26 | 118.2 | 43.56 | | |
| 12.0 | 2.06 | 34.6 | 5.40 | 123.3 | 45.43 | | |
| 12.5 | 2.20 | 35.0 | 5.50 | 128.5 | 47.20 | | |
| 12.9 | 2.50 | 35.4 | 5.59 | 133.6 | 48.95 | | |
| 13.3 | 2.66 | 35.8 | 5.71 | 138.8 | 50.65 | | |
| 13.7 | 2.83 | 36.2 | 5.83 | 144.0 | 52.24 | | |
| 14.1 | 3.15 | 36.7 | 6.00 | 149.1 | 53.85 | | |
| 14.5 | 3.26 | 37.0 | 6.13 | 154.3 | 55.46 | | |
| 14.9 | 3.22 | 37.5 | 6.25 | 159.5 | 56.93 | | |
| 15.3 | 3.05 | 37.9 | 6.40 | 164.6 | 58.27 | | |
| 15.7 | 2.91 | 38.3 | 6.57 | 169.8 | 59.60 | | |

Table 3 Experimental Molar Heat Capacities for CoCO_3 (Continued)

| | | | | | |
|------|------|------|------|-------|-------|
| 16.1 | 2.82 | 38.7 | 6.68 | 174.9 | 60.84 |
| 16.6 | 2.76 | 39.1 | 6.79 | 180.1 | 62.22 |
| 17.0 | 2.71 | 39.5 | 6.94 | 185.2 | 63.43 |
| 17.4 | 2.69 | 39.9 | 7.11 | 190.3 | 64.64 |
| 17.8 | 2.67 | 40.3 | 7.25 | 195.5 | 65.84 |
| 18.2 | 2.66 | 40.7 | 7.39 | 200.6 | 66.91 |
| 18.6 | 2.66 | 41.1 | 7.55 | 205.8 | 68.13 |
| 19.0 | 2.67 | 41.5 | 7.72 | 210.9 | 69.25 |
| 19.4 | 2.67 | 42.0 | 7.88 | 216.1 | 70.36 |
| 19.8 | 2.69 | 42.4 | 8.05 | 221.2 | 71.34 |
| 20.3 | 2.77 | 42.8 | 8.23 | 226.4 | 72.16 |
| 20.7 | 2.80 | 43.2 | 8.40 | 231.5 | 73.25 |
| 21.1 | 2.82 | 43.6 | 8.57 | 236.6 | 74.31 |
| 21.5 | 2.85 | 44.0 | 8.74 | 241.8 | 75.37 |
| 21.9 | 2.88 | 44.4 | 8.90 | 247.0 | 76.42 |
| 22.3 | 2.91 | 44.8 | 9.10 | 252.1 | 77.36 |
| 22.7 | 2.96 | 45.2 | 9.26 | 257.2 | 78.22 |
| 23.1 | 3.00 | 45.6 | 9.42 | 262.4 | 79.16 |
| 23.5 | 3.03 | 46.1 | 9.62 | 267.5 | 80.16 |
| 24.0 | 3.09 | 46.5 | 9.80 | 272.6 | 81.02 |
| 24.4 | 3.18 | 46.9 | 9.98 | 277.7 | 81.90 |

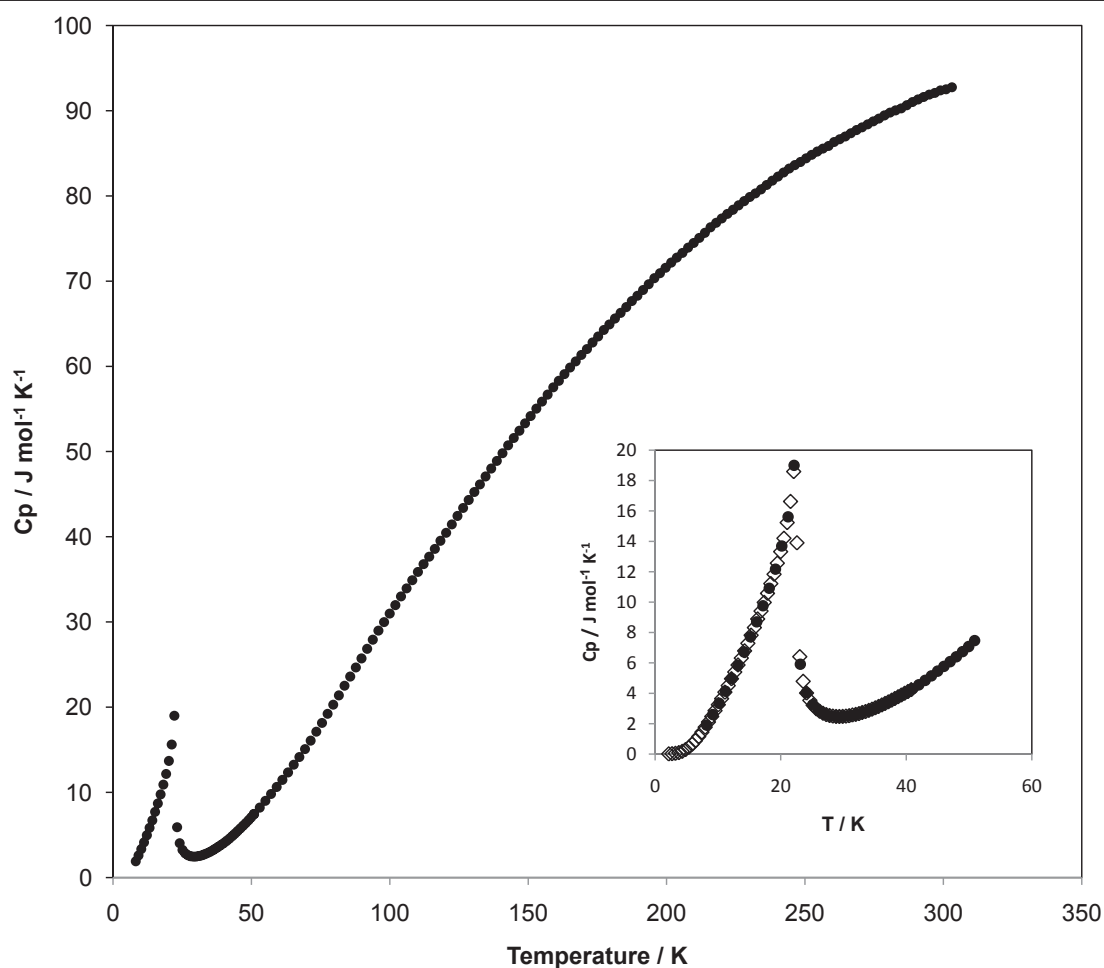


Figure 2 Low-temperature heat capacity data for NiTiO_3 . The insert shows results from two scans done at low temperatures.

Results and Discussion

The experimental values for the low-temperature heat capacity of NiTiO₃, CoTiO₃ and CoCO₃ are compiled in Tables 1, 2 and 3.

Figures 2, 3, and 4 depict the heat capacity of NiTiO₃, CoTiO₃ and CoCO₃ as a function of temperature. The data for NiTiO₃ and CoTiO₃ were recorded in two scans, the first one ranging from about 1.5 to about 60 K, the other scan continuously up to room temperature.

Figures 2 and 3 show excellent agreement between the two separate measurements. The data for CoCO₃ were collected in only one scan, as only a broad low-temperature anomaly was found (Figure 4).

The standard entropies at 298.15 K (S_{298}) were calculated from the C_p data (using a T^3 extrapolation to 0 K) and resulted in $S_{298} = 90.9 \pm 0.7 \text{ J mol}^{-1} \text{ K}^{-1}$ for NiTiO₃, $94.4 \pm 0.8 \text{ J mol}^{-1} \text{ K}^{-1}$ for CoTiO₃ and $88.9 \pm 0.7 \text{ J mol}^{-1} \text{ K}^{-1}$ for CoCO₃ (Tables 4, 5 and 6). Our data for S_{298} are

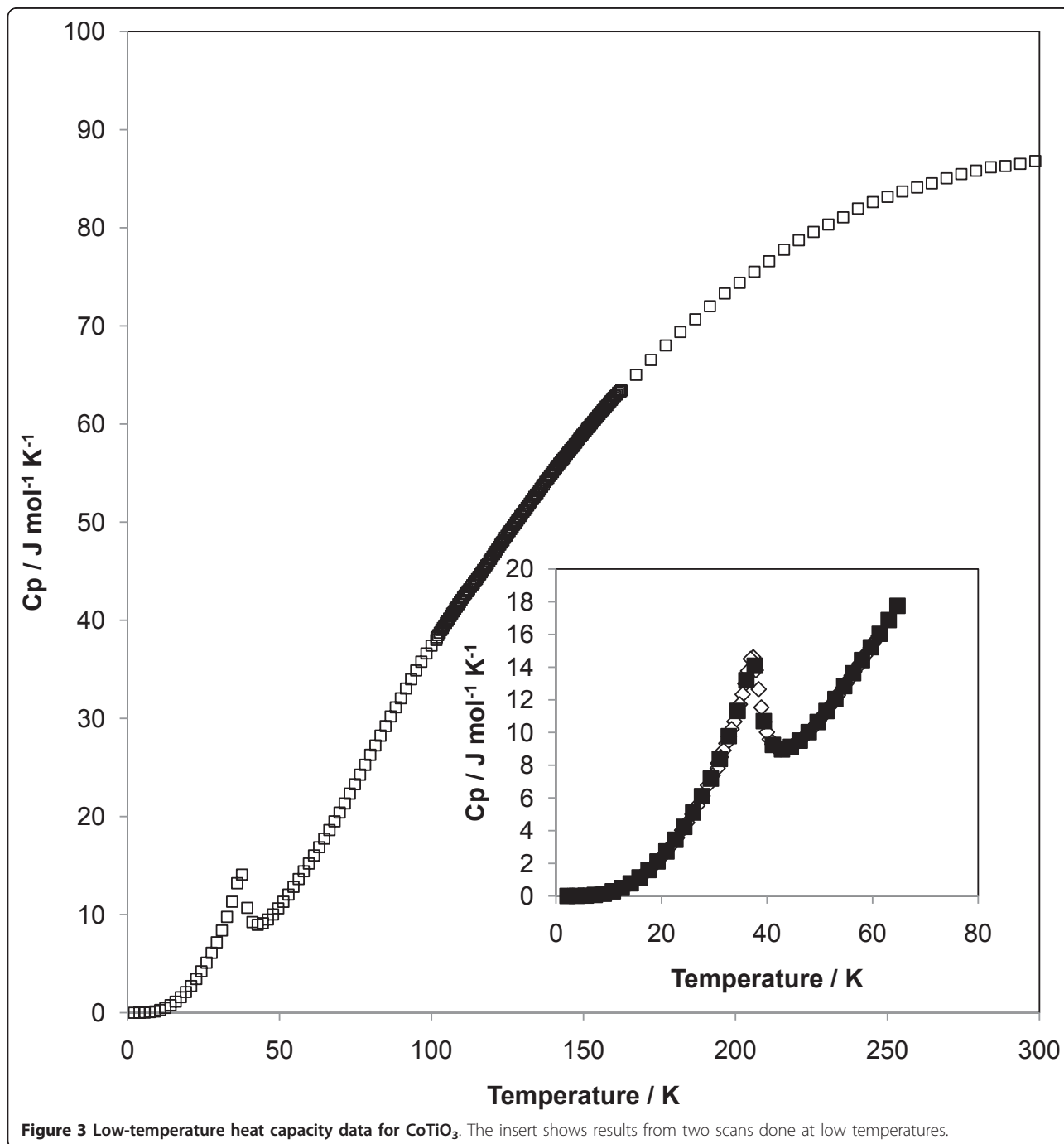


Figure 3 Low-temperature heat capacity data for CoTiO₃. The insert shows results from two scans done at low temperatures.

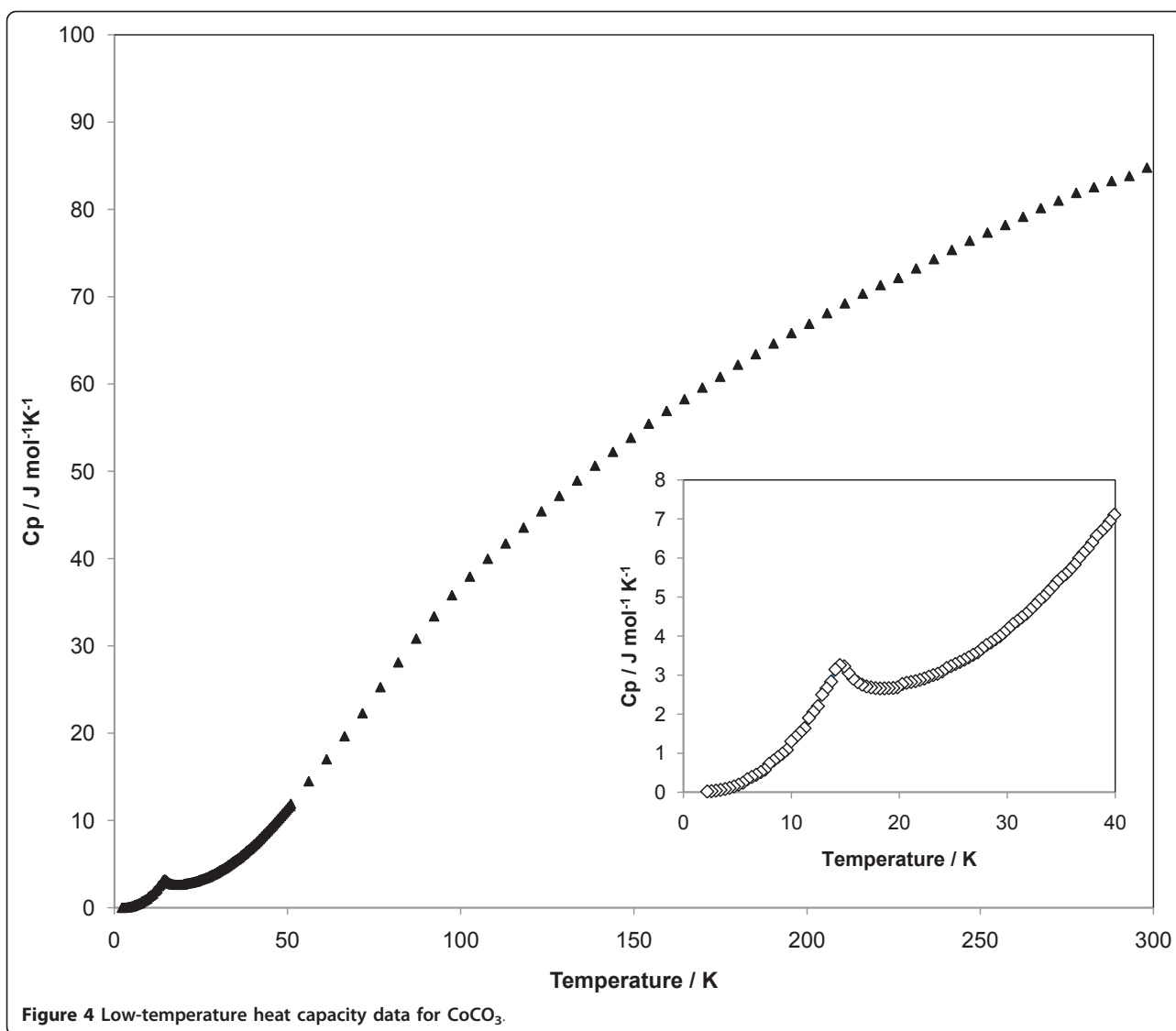


Table 4 Thermodynamic properties at selected temperatures for NiTiO_3

| T K | C_p $\text{J mol}^{-1}\text{K}^{-1}$ | C_p/T $\text{J mol}^{-1}\text{K}^{-2}$ | $S(T)$ $\text{J mol}^{-1}\text{K}^{-1}$ |
|----------|---|---|--|
| 300 | 92.4 | 0.308 | 91.5 |
| 298.15 | 92.3 | 0.309 | 90.9 |
| 290 | 91.2 | 0.314 | 88.4 |
| 280 | 89.7 | 0.320 | 85.2 |
| 270 | 87.9 | 0.326 | 82.0 |
| 260 | 86.2 | 0.332 | 78.7 |
| 250 | 84.3 | 0.337 | 75.3 |
| 240 | 82.2 | 0.343 | 71.9 |
| 230 | 79.9 | 0.347 | 68.5 |
| 220 | 77.4 | 0.352 | 65.0 |
| 210 | 74.5 | 0.355 | 61.4 |
| 200 | 71.7 | 0.358 | 57.9 |
| 190 | 68.5 | 0.360 | 54.3 |

Table 4 Thermodynamic properties at selected temperatures for NiTiO₃ (Continued)

| | | | |
|-----|------|-------|-------|
| 180 | 65.1 | 0.362 | 50.7 |
| 170 | 61.6 | 0.362 | 47.1 |
| 160 | 57.9 | 0.362 | 43.4 |
| 150 | 53.8 | 0.359 | 39.8 |
| 140 | 49.5 | 0.354 | 36.3 |
| 130 | 45.0 | 0.346 | 32.8 |
| 120 | 40.3 | 0.336 | 29.3 |
| 110 | 35.8 | 0.325 | 26.0 |
| 100 | 31.0 | 0.310 | 22.9 |
| 90 | 25.9 | 0.287 | 19.9 |
| 80 | 20.5 | 0.257 | 17.1 |
| 70 | 15.4 | 0.220 | 14.8 |
| 60 | 11.0 | 0.183 | 12.7 |
| 50 | 7.11 | 0.142 | 11.1 |
| 40 | 4.05 | 0.101 | 9.89 |
| 30 | 2.48 | 0.083 | 9.01 |
| 20 | 13.4 | 0.672 | 6.03 |
| 15 | 7.53 | 0.502 | 3.13 |
| 10 | 3.20 | 0.320 | 1.05 |
| 5 | 4.15 | 0.830 | 0.080 |

Table 5 Thermodynamic properties at selected temperatures for CoTiO₃

| $\frac{T}{K}$ | $\frac{C_p}{J\ mol^{-1}\ K^{-1}}$ | $\frac{C_p/T}{J\ mol^{-1}\ K^{-2}}$ | $\frac{S(T)}{J\ mol^{-1}\ K^{-1}}$ |
|---------------|-----------------------------------|-------------------------------------|------------------------------------|
| 300 | 87.6 | 0.292 | 95.0 |
| 298.15 | 86.8 | 0.291 | 94.4 |
| 290 | 86.3 | 0.298 | 92.0 |
| 280 | 85.9 | 0.307 | 89.0 |
| 270 | 85.1 | 0.315 | 85.9 |
| 260 | 84.1 | 0.324 | 82.7 |
| 250 | 83.1 | 0.333 | 79.4 |
| 240 | 81.9 | 0.341 | 76.1 |
| 230 | 80.3 | 0.349 | 72.6 |
| 220 | 78.6 | 0.357 | 69.1 |
| 210 | 76.3 | 0.364 | 65.5 |
| 200 | 74.1 | 0.370 | 61.8 |
| 190 | 71.6 | 0.377 | 58.1 |
| 180 | 68.9 | 0.383 | 54.3 |
| 170 | 65.9 | 0.387 | 50.4 |
| 160 | 62.7 | 0.392 | 46.5 |
| 150 | 59.1 | 0.394 | 42.6 |
| 140 | 55.1 | 0.394 | 38.7 |
| 130 | 51.0 | 0.392 | 34.7 |
| 120 | 46.5 | 0.387 | 30.8 |
| 110 | 42.1 | 0.383 | 27.0 |
| 100 | 37.4 | 0.374 | 23.2 |
| 90 | 32.1 | 0.357 | 19.5 |
| 80 | 26.4 | 0.330 | 16.1 |
| 70 | 20.5 | 0.293 | 13.0 |
| 60 | 15.4 | 0.256 | 10.2 |
| 50 | 10.8 | 0.216 | 7.86 |

Table 5 Thermodynamic properties at selected temperatures for CoTiO₃ (Continued)

| | | | |
|----|------|-------|-------|
| 40 | 10.2 | 0.254 | 5.71 |
| 30 | 7.65 | 0.255 | 2.56 |
| 20 | 2.39 | 0.120 | 0.72 |
| 15 | 0.96 | 0.064 | 0.26 |
| 10 | 0.22 | 0.022 | 0.058 |
| 5 | 0.02 | 0.003 | 0.006 |

compared to previous results in Table 7. For CoCO₃, our new data agree very well with more than 40 year old data [37]. However, our measured entropies do not agree well with estimated values [38], probably due to the fact that low temperature heat capacity anomalies occur in NiTiO₃ and CoTiO₃.

Our data for NiTiO₃ show that a lambda-shaped low-temperature heat capacity anomaly occurs at around 26 K (Figure 2), coinciding with the antiferromagnetic transition [15,16,39]. In a similar fashion, CoTiO₃ exhibits a low-temperature heat capacity anomaly peaking at 37 K, which is in excellent agreement with the old structural and magnetic data [18,40]. In contrast, CoCO₃ shows only a broad

Table 6 Thermodynamic properties at selected temperatures for CoCO₃

| $\frac{T}{K}$ | $\frac{C_p}{J \text{ mol}^{-1} K^{-1}}$ | $\frac{C_p}{T} / J \text{ mol}^{-1} K^{-2}$ | $\frac{S(T)}{J \text{ mol}^{-1} K^{-1}}$ |
|---------------|---|---|--|
| 300 | 85.2 | 0.284 | 89.4 |
| 298.15 | 84.8 | 0.284 | 88.9 |
| 290 | 83.5 | 0.288 | 86.6 |
| 280 | 82.2 | 0.294 | 83.7 |
| 270 | 80.6 | 0.298 | 80.7 |
| 260 | 78.7 | 0.303 | 77.7 |
| 250 | 77.0 | 0.308 | 74.7 |
| 240 | 75.0 | 0.312 | 71.6 |
| 230 | 72.9 | 0.317 | 68.4 |
| 220 | 71.1 | 0.323 | 65.2 |
| 210 | 69.0 | 0.329 | 61.9 |
| 200 | 66.8 | 0.334 | 58.6 |
| 190 | 64.6 | 0.340 | 55.3 |
| 180 | 62.2 | 0.346 | 51.8 |
| 170 | 59.7 | 0.351 | 48.4 |
| 160 | 57.1 | 0.357 | 44.8 |
| 150 | 54.1 | 0.361 | 41.2 |
| 140 | 51.0 | 0.364 | 37.6 |
| 130 | 47.7 | 0.367 | 33.9 |
| 120 | 44.2 | 0.369 | 30.3 |
| 110 | 40.7 | 0.370 | 26.6 |
| 100 | 36.9 | 0.369 | 22.9 |
| 90 | 32.2 | 0.358 | 19.2 |
| 80 | 27.0 | 0.338 | 15.7 |
| 70 | 21.4 | 0.306 | 12.5 |
| 60 | 16.4 | 0.273 | 9.62 |
| 50 | 11.4 | 0.228 | 7.09 |
| 40 | 7.14 | 0.178 | 5.06 |
| 30 | 4.17 | 0.139 | 3.49 |
| 20 | 2.72 | 0.136 | 2.16 |
| 15 | 3.18 | 0.212 | 1.37 |
| 10 | 1.31 | 0.131 | 0.46 |
| 5 | 0.18 | 0.036 | 0.062 |

Table 7 Comparison of our data with previous results

| NiTiO ₃ | CoTiO ₃ | CoCO ₃ | reference |
|-------------------------------------|-------------------------------------|-------------------------------------|------------|
| <u>S (298.15)</u> | <u>S (298.15)</u> | <u>S (298.15)</u> | |
| J mol ⁻¹ K ⁻¹ | J mol ⁻¹ K ⁻¹ | J mol ⁻¹ K ⁻¹ | |
| 90.9(0.7) | 94.4(0.8) | 88.9(0.7) | this study |
| 80.1(3.7) | 96.9* | | [38] |
| | | 88.7(1.7) | [37] |

Uncertainties given in brackets. * Note that the value for S₂₉₈ for CoTiO₃ reported in [38] did not contain uncertainties.

anomaly peaking at around 31 K (Figure 4), which may be caused by the transition to an antiferromagnetic state [9,11,12]. Our data agree well with a recent study [11] which found that the weak antiferromagnets (Co, Ni)CO₃ exhibit magnetic ordering temperatures of well below 40 K. Whilst our data indicate a transition temperature of 31 K, the older magnetic susceptibility data [10] gave a transition temperature of 18 K. The reason for the discrepancy is unknown.

Conclusions

We present new low-temperature calorimetric data for the ilmenite-type oxides NiTiO₃ and CoTiO₃, and for the weak antiferromagnet CoCO₃. Our data show that all three phases show low-temperature heat capacity anomalies peaking between 20 and 40 K. The calorimetric data are used to calculate standard molar entropies (298.15 K), which are, due to the low-temperature anomalies, significantly higher than those previously anticipated.

Acknowledgements and Funding

We are indebted to V. Rapelius and A. Breit for their help with sample synthesis and characterization. Furthermore, our thanks go to two anonymous reviewers for their helpful and constructive reviews.

Author details

¹Institut für Mineralogie, Westfälische-Wilhelms-Universität Münster, Corrensstr. 24, 48149 Münster, Germany. ²Institut für Anorganische und Analytische Chemie, Westfälische-Wilhelms-Universität Münster, Corrensstr. 30, 48149 Münster, Germany.

Authors' contributions

SK drafted the manuscript, synthesized the samples, and performed the data analysis. ME and WH carried out the calorimetric measurements and participated in the design of the experiments and helped to draft the manuscript. RP, AR, CHW participated in the experimental design and coordination and helped to draft the manuscript. All authors read and approved the final manuscript.

Competing interests

The authors declare that they have no competing interests.

Received: 19 July 2011 Accepted: 19 September 2011

Published: 19 September 2011

References

- Baraton MI, Busca G, Prieto MC, Ricchiardi G, Escibano VS: On the vibrational-spectra and structure of FeCrO₃ and of the ilmenite-type compounds CoTiO₃ and NiTiO₃. *J Solid State Chem* 1994, **112**:9-14.

- Chao TS, Ku WM, Lin HC, Landheer D, Wang YY, Mori Y: CoTiO₃ high-kappa, dielectrics on HSG for DRAM applications. *IEEE Trans Electr Dev* 2004, **51**:2200-2204.
- Chuang SH, Hsieh ML, Wu SC, Lin HC, Chao TS, Hou TH: Fabrication and Characterization of high-K dielectric nickel titanate thin films using a modified sol-gel method. *J Am Ceram Soc* 2011, **94**:251-255.
- Kang YM, Kim KT, Kim JH, Kim HS, Lee PS, Lee JY, Liu HK, Dou SX: Electrochemical properties of Co₃O₄, Ni-Co₃O₄ mixture and Ni-Co₃O₄ composite as anode materials for Li ion secondary batteries. *J Power Sources* 2004, **133**:252-259.
- Lerch M, Laqua W: Contributions to the properties of titanates with ilmenite structure 2. Study on the thermodynamics and the electrical-conductivity of NiTiO₃ and other phases with ilmenite structure. *Z Anorg Allg Chem* 1992, **610**:57-63.
- Arvanitidis I, Kapilashrami A, Du SC, Seetharaman S: Intrinsic reduction kinetics of cobalt- and nickel-titanates by hydrogen. *J Mater Res* 2000, **15**:338-346.
- Brik Y, Kacimi M, Ziyad M, Bozon-Verduraz F: Titania-supported cobalt and cobalt-phosphorus catalysts: Characterization and performances in ethane oxidative dehydrogenation. *J Catal* 2001, **202**:118-128.
- Voss A, Borgmann D, Wedler G: Characterization of alumina, silica, and titania supported cobalt catalysts. *J Catal* 2002, **212**:10-21.
- Aliokhanov RA: Antiferromagnetism of CoCO₃. *Soviet Physics JETP-USSR* 1961, **12**:1029-1030.
- Borovik-Romanov AS, Ozhogin VI: Weak ferromagnetism in an antiferromagnetic CoCO₃ single crystal. *Soviet Physics JETP-USSR* 1961, **12**:18-24.
- Meshcheryakov VF: Crystal field and magnetization of canted antiferromagnet CoCO₃. *J Exp Theor Phys* 2007, **105**:998-1010.
- Ozhogin VI: The Antiferromagnets CoCO₃, CoF₂, and FeCO₃ in strong fields. *Soviet Physics JETP-USSR* 1964, **18**:1156-1157.
- Birnbaum H, Scott RK: X-ray diffraction studies of the system-Zn₂TiO₄ NiTiO₃. *J Am Chem Soc* 1950, **72**:1398-1399.
- Ishikawa Y, Sawada S: The study on substances having the ilmenite structure 1. Physical properties of synthesized FeTiO₃ and NiTiO₃ ceramics. *J Phys Soc Jpn* 1956, **11**:496-501.
- Shirane G, Pickart SJ, Ishikawa Y: Neutron diffraction study of antiferromagnetic MnTiO₃ and NiTiO₃. *J Phys Soc Jpn* 1959, **14**:1352-1360.
- Heller GS, Stickler JJ, Kern S, Wold A: Antiferromagnetism in NiTiO₃. *J Appl Phys* 1963, **34**:1033-1035.
- Kaczer J: Hexagonal anisotropy and magnetization curves of antiferromagnetic CoCO₃. *Soviet Physics JETP-USSR* 1963, **16**:1443-1448.
- Newnham RE, Santoro RP, Fang JH: Crystal structure and magnetic properties of CoTiO₃. *Acta Crystallogr* 1964, **17**:240-245.
- Rudashevskii EG: Antiferromagnetic resonance in CoCO₃. *Soviet Physics JETP-USSR* 1964, **19**:96-97.
- Lerch M, Boysen H, Neder R, Frey F, Laqua W: Neutron-scattering investigation of the high-temperature phase-transition in NiTiO₃. *J Phys Chem Solids* 1992, **53**:1153-1156.
- Busca G, Ramis G, Amores JMG, Escibano VS, Piaggio P: FT Raman and FTIR studies of titanias and metatitanate powders. *J Chem Soc-Faraday Trans* 1994, **90**:3181-3190.
- Klemme S, Ahrens M: Low-temperature heat capacity of magnesioferrite (MgFe₂O₄). *Phys Chem Miner* 2005, **32**:374-378.
- Klemme S, Neill HSO, Schnelle W, Gmelin E: The heat capacity of MgCr₂O₄, FeCr₂O₄, and Cr₂O₃ at low temperatures and derived thermodynamic properties. *Am Mineral* 2000, **85**:1686-1693.

24. Klemme S, van Miltenburg JC: Thermodynamic properties of nickel chromite (NiCr_2O_4) based on adiabatic calorimetry at low temperatures. *Phys Chem Miner* 2002, **29**:663-667.
25. Klemme S, Van Miltenburg JC: Thermodynamic properties of hercynite (FeAl_2O_4) based on adiabatic calorimetry at low temperatures. *Am Mineral* 2003, **88**:68-72.
26. Klemme S, Van Miltenburg JC: The entropy of zinc chromite (ZnCr_2O_4). *Mineral Mag* 2004, **68**:515-522.
27. Klemme S, van Miltenburg JC: The heat capacities and thermodynamic properties of NiAl_2O_4 and CoAl_2O_4 measured by adiabatic calorimetry from T = (4 to 400) K. *J Chem Thermod* 2009, **41**:842-848.
28. Manon MRF, Dachs E, Essene EJ: Low T heat capacity measurements and new entropy data for titanite (sphene): implications for thermobarometry of high-pressure rocks. *Contr Mineral Petrol* 2008, **156**:709-720.
29. Dachs E, Geiger CA, Withers AC, Essene EJ: A calorimetric investigation of spessartine: Vibrational and magnetic heat capacity. *Geochim Cosmochim Acta* 2009, **73**:3393-3409.
30. Klemme S, van Miltenburg JC, Javorsky P, Wastin F: Thermodynamic properties of uvarovite garnet ($\text{Ca}_3\text{Cr}_2\text{Si}_3\text{O}_{12}$). *Am Mineral* 2005, **90**:663-666.
31. OrtegaSanMartin L, Williams AJ, Gordon CD, Klemme S, Attfield JP: Low temperature neutron diffraction study of MgCr_2O_4 spinel. *J Physics: Condens Matter* 2008, **20**:104238.
32. Hwang JS, Lin KJ, Tien C: Measurement of heat capacity by fitting the whole temperature response of a heat-pulse calorimeter. *Rev Sci Instr* 1997, **68**:94-101.
33. Dachs E, Bertoldi C: Precision and accuracy of the heat-pulse calorimetric technique: low-temperature heat capacities of milligram-sized synthetic mineral samples. *Eur J Mineral* 2005, **17**:251-259.
34. Lashley JC, Hundley MF, Migliori A, Sarrao JL, Pagliuso PG, Darling TW, Jaime M, Cooley JC, Hults WL, Morales L, et al: Critical examination of heat capacity measurements made on a Quantum Design physical property measurement system. *Cryogenics* 2003, **43**:369-378.
35. Ditmars DA, Ishihara S, Chang SS, Bernstein G, West ED: Enthalpy and heat-capacity standard reference material: synthetic sapphire ($\alpha\text{-Al}_2\text{O}_3$) from 10 to 2250 K. *J Res Nat Bur Stand (USA)* 1982, **87**:159-163.
36. Schnelle W, Engelhardt J, Gmelin E: Specific heat capacity of Apiezon N high vacuum grease and of Duran borosilicate glass. *Cryogenics* 1999, **39**:271-275.
37. Kostryukov VN, Kalinkina IN: Heat capacity and entropy for manganese, iron, cobalt, and nickel carbonates at low temperatures. *Russ J Phys Chem* 1964, **38**:780-781.
38. Kubaschewski O: The thermodynamic properties of double oxides. *High Temp High Pressure* 1972, **4**:1-12.
39. Ishikawa Y: Magnetic properties of $\text{NiTiO}_3\text{-Fe}_2\text{O}_3$ solid solution series. *J Phys Soc Jpn* 1957, **12**:1165-1165.
40. Ishikawa Y, Akimoto S: Magnetic property and crystal chemistry of ilmenite (MeTiO_3) and hematite ($\alpha\text{-Fe}_2\text{O}_3$) system 2. Magnetic property. *J Phys Soc Jpn* 1958, **13**:1298-1310.

doi:10.1186/1752-153X-5-54

Cite this article as: Klemme et al.: New thermodynamic data for CoTiO_3 , NiTiO_3 and CoCO_3 based on low-temperature calorimetric measurements. *Chemistry Central Journal* 2011 **5**:54.

Publish with **ChemistryCentral** and every scientist can read your work free of charge

"Open access provides opportunities to our colleagues in other parts of the globe, by allowing anyone to view the content free of charge."

W. Jeffery Hurst, The Hershey Company.

- available free of charge to the entire scientific community
- peer reviewed and published immediately upon acceptance
- cited in PubMed and archived on PubMed Central
- yours — you keep the copyright

Submit your manuscript here:
<http://www.chemistrycentral.com/manuscript/>


ChemistryCentral